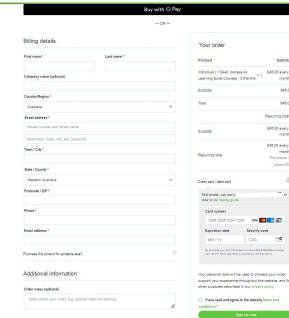


1. Purchase an Individual Subscription

1.1 Navigate to the BIZlearning **Subscription Plans** page.

1.2 Choose the desired **Individual Subscription Plan** (e.g., 3 months, 6 months, or 12 months).

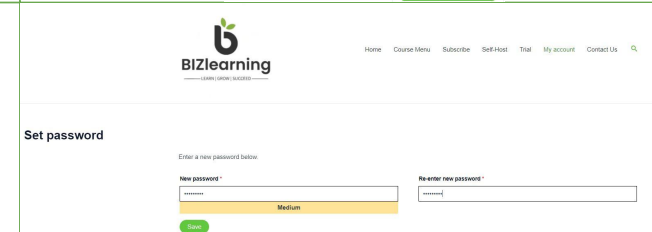
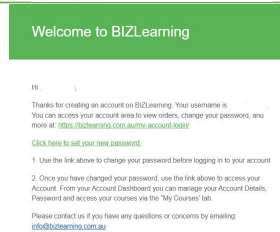
1.3 Add the plan to your cart and proceed to checkout.



2. Successful Purchase

2.1. After payment, you'll be redirected to a **Thank You** page with further instructions.


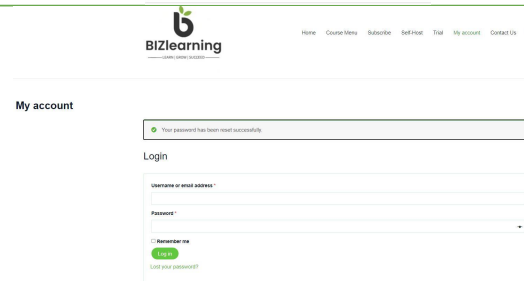
2.2. Check your email for a link to **set or change your password** before logging in to My Account.



3. Log in to My Account

3.1. Once you've **set your password**, you'll be redirected to log in to **My Account** using your username or email and password.

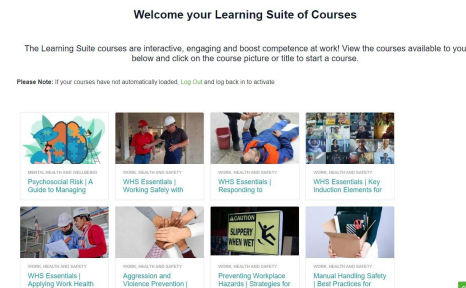
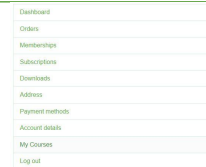
3.2. From the **Dashboard**, access tabs for My Courses, Account Details and more.



4. Access Courses

4.1 After setting your password and finishing the login process, your courses will load automatically.

4.2 Go to the **My Courses** tab on your **Dashboard** and choose a course to begin. Note: If your courses haven't loaded automatically, try logging out and logging back into 'My Account'.



5. Need Help?

If you encounter any issues, reach out to us at info@bizlearning.com.au. We're happy to assist!